

## How to use Wendy's App



Home – Return to Portrait Page



Library – Wendy's Library

View cover art in chronological sequence using the left and right arrow buttons


Get the Popup Menu by pressing the book covers one time, then scroll to the action you want to take for the desired book, such as:

- Rate the book,
- Write a Review,
- Buy the book, or
- Read an Excerpt

Note that not every book has all of the choices.

Press the Library Tab Button again (you'll see it has changed to match the action you chose to take (Dismiss the Popup Menu by pressing the top of the book cover))


Every now and then, check for new cover art by clicking the magnifying glass icon labeled "New Art". New covers and titles will be saved by the app.



**Rate** – Rate a book with 1 to 5 stars – the stars start out white and then turn yellow when selected.


Counting from the left, press the number of stars you want to assign to the book, then the app will ask you to confirm by pressing the book cover image. That's when your rating will be transmitted to the app developers website.

The average ratings given to Wendy's books by the app user community can be viewed under "More – App User Reviews and Ratings".




**Buy Book** – Buy this book – Several of Wendy's books are available in the App Store.

Clicking the shopping car icon will launch the App store and allow you to purchase them.



**Excerpt** – Read an Excerpt – This app comes with great excerpts from some of Wendy's most popular books.




**Review** – Write a Review – Let Wendy and other app users know what you think by creating a brief headline (You may want to include a screenname or nickname for yourself to show with your comments. If so incorporate it into the headline). Next,

type your comments into the larger box below the headline entry field. A "Done" button will popup for you to press when you have written your thoughts. When you press "Done", the comments will at that time be submitted to the app developers website for review and posting.



The Writer's Room – View a video clip from the first episode of The Writer's Room. Some video controls will appear when the video starts. Press the screen somewhere else to dismiss them. Press in the upper right corner to get them to reappear.

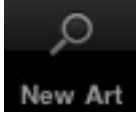
Every now and then, check for new links by clicking the magnifying glass icon labeled "New videos". Links to new videos will be saved by the app.




More – Click here to view the ratings and comments by other app users.

The first choice "App User Reviews and Ratings" is where you can see what everyone is saying about these great novels. The most recent comments are there with the average star ratings. Scroll Through the list of books, then press the book cover image to see the full comment. Press the book cover image again to dismiss the detail window and return to the list of headlines.


There are other choices which will link to one of Wendy's websites for more interesting content. Every now and then, check for new links by clicking the magnifying glass icon labeled "New Links". New links will be saved by the app.



New Art – This icon appears in place of the library tab bar item, allowing you to check the app developers website for new uploaded covers and titles that have been published since you downloaded the app



Videos – The video camera icon for the Writer's Room is replaced by a magnifying glass, labeled "New Videos", allowing you to check the app developers website for new links to clips from future episodes of The Writer's Room



New Links – The three dots icon for More is replaced by a magnifying glass, labeled "New Links", allowing you to check the app developers website for new links to other great content from Wendy, such as her bimonthly newsletter and more